

Vesmach

YOUR BAKERY SOLUTIONS PROVIDER

Product Name:

Bench Type Bread Slicer

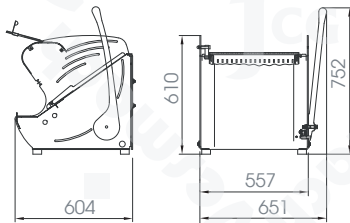
MODEL: Samurai Slicer G42

Features:

- It is easy and safe to clean due to its crumb tray box with microswitch which, as a precautionary measure, prevents the machine from starting if it has not been closed.
- The pleasing aesthetic of the models, their personalised colours, small dimensions, noiselessness and ergonomics make them easy to integrate in shops or supermarket sales areas.
- Blades are easily replaced.
- The parts in contact with the bread are made of stainless steel.
- Lubrication system optional



with Cover



Purpose:

This machine is used for slicing bread, the Samurai sword 'Katana', makes a powerful and neat cut. This slicers ensure performance and precision with any sort of bread. Manual bench type slicer. Compact size. Perfect for shops, supermarkets and restaurants. General use.

Specifications

Power	220V, 0.55KW, 3PH, 60HZ
Maximum Cut Width	420 mm
Bread Height	60-160 mm
Blade Pitch	7-18 mm
Application	Manual, Front Loading
Dimension	L 820 x W 670 x H 920 mm
Net Weight	98KG

Vesmach

YOUR BAKERY SOLUTIONS PROVIDER

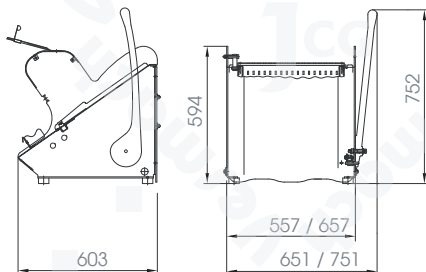
Product Name:

Bench Type Bread Slicer

MODEL: Samurai Slicer C42

Features:

- It is easy and safe to clean due to its crumb tray box with microswitch which, as a precautionary measure, prevents the machine from starting if it has not been closed.
- The pleasing aesthetic of the models, their personalised colours, small dimensions, noiselessness and ergonomics make them easy to integrate in shops or supermarket sales areas.
- Blades are easily replaced.
- The parts in contact with the bread are made of stainless steel.
- Lubrication system optional



Purpose:

This machine is used for slicing bread, the Samurai sword 'Katana', makes a powerful and neat cut. This slicers ensure performance and precision with any sort of bread. Manual bench type model. Effective and reliable for all types of bread . Suitable for bread with medium-hard crust. It can be used intensively.

Specifications

Power	220V, 0.75KW, 3PH, 60HZ
Maximum Cut Width	420 mm
Bread Height	60-160 mm
Blade Pitch	7-18 mm
Application	Manual, Front Loading
Dimension	L 820 x W 670 x H 920 mm
Net Weight	107KG

Vesmach

YOUR BAKERY SOLUTIONS PROVIDER

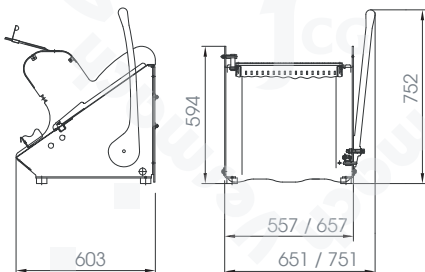
Product Name:

Bench Type Bread Slicer

MODEL: Samurai Slicer C52

Features:

- It is easy and safe to clean due to its crumb tray box with microswitch which, as a precautionary measure, prevents the machine from starting if it has not been closed.
- The pleasing aesthetic of the models, their personalised colours, small dimensions, noiselessness and ergonomics make them easy to integrate in shops or supermarket sales areas.
- Blades are easily replaced.
- The parts in contact with the bread are made of stainless steel.
- Lubrication system optional



Purpose:

This machine is used for slicing bread, the Samurai sword 'Katana', makes a powerful and neat cut. This slicers ensure performance and precision with any sort of bread. Manual bench type model. Effective and reliable for all types of bread . Suitable for bread with medium-hard crust. It can be used intensively.

Specifications

Power	220V, 0.75KW, 3PH, 60HZ
Maximum Cut Width	520 mm
Bread Height	60-160 mm
Blade Pitch	7-18 mm
Application	Manual, Front Loading
Dimension	L 820 x W 670 x H 920 mm
Net Weight	107KG

Vesmach

YOUR BAKERY SOLUTIONS PROVIDER


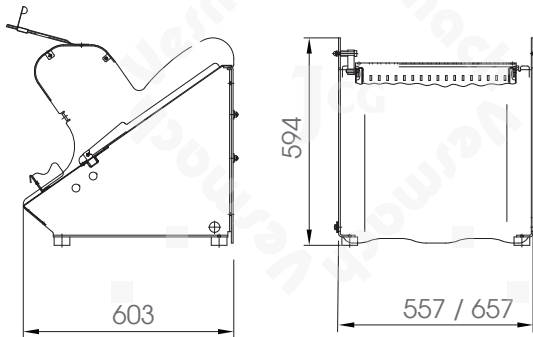
Product Name:

Bench Type Bread Slicer

MODEL: Samurai Slicer CP42-CP52

Features:

- It is easy and safe to clean due to its crumb tray box with microswitch which, as a precautionary measure, prevents the machine from starting if it has not been closed.
- The pleasing aesthetic of the models, their personalised colours, small dimensions, noiselessness and ergonomics make them easy to integrate in shops or supermarket sales areas.
- Blades are easily replaced.
- The parts in contact with the bread are made of stainless steel.
- Lubrication system and cover optional



Purpose:

This machine is used for slicing bread, the Samurai sword 'Katana', makes a powerful and neat cut. This slicers ensure performance and precision with any sort of bread. Manual bench type model. Effective and reliable for all types of bread. Suitable for bread with medium-hard crust. It can be used intensively.

Specifications

Power	220V, 0.75KW, 3PH, 60HZ
Maximum Cut Width	520 mm
Bread Height	60-160 mm
Blade Pitch	7-18 mm
Application	Automatic Single/Continuous Cycle, Safety Photocells
Dimension	Front Loading
Net Weight	L 820 x W 670 x H 920 mm 107KG